

# Maps a Mini Beasts!

This week we are going to be explorers!

Before you begin your epic exploring, you will need to create a map of your garden?

Remember to include; Paths, trees, sheds, plants and flowerbeds.

Once you have finished your map you are ready to begin your mini beast hunt.

Using the check list bellow to help you recognise the beastly bugs, search your garden and see what you can find. Each time you find a mini beast mark its location on your map.

When you have finished exploring, can you tell someone all about what you have found? Remember to use lots of adjectives to describe the mini beasts and where you found them.

Maybe you could use your map to direct someone to the locations of some of the bugs. Can you use directional language such as: left, right forwards and backwards?

# Minibeast Hunt



Tick the minibeasts that you have found!



spider




slug



beetle



crane fly   
(daddy-long-legs)




earwig



snail



millipede



fly



bee



woodlouse



butterfly



wasp



ladybird




dragonfly



ant



worm



caterpillar